


EzScan- Trouble-Shooting Tips

Scanner Not Properly Scanning- 3 Common Issues

1: Computer not plugged into power source- Ensure the laptop is plugged into a power source. Check connections to the wall outlet, laptop AC/DC adaptor connections and input to laptop.




2: Lighting- Too much light or too bright of an area will not allow the EzScan to properly capture.

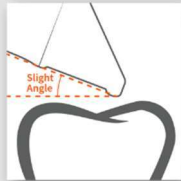


NOTE: To evaluate this please reduce the overhead light intensity or move away from exterior bright windows.

3: When Scanning- Scanner tip not in contact with the teeth-



- Be in contact with the teeth
- Stay flat on the teeth or at a slight angle
- Keep teeth in center of field of view



4: Restart Computer- If Issue persists, restart computer and re-test